



# Current Vaccination Landscape of Nevada

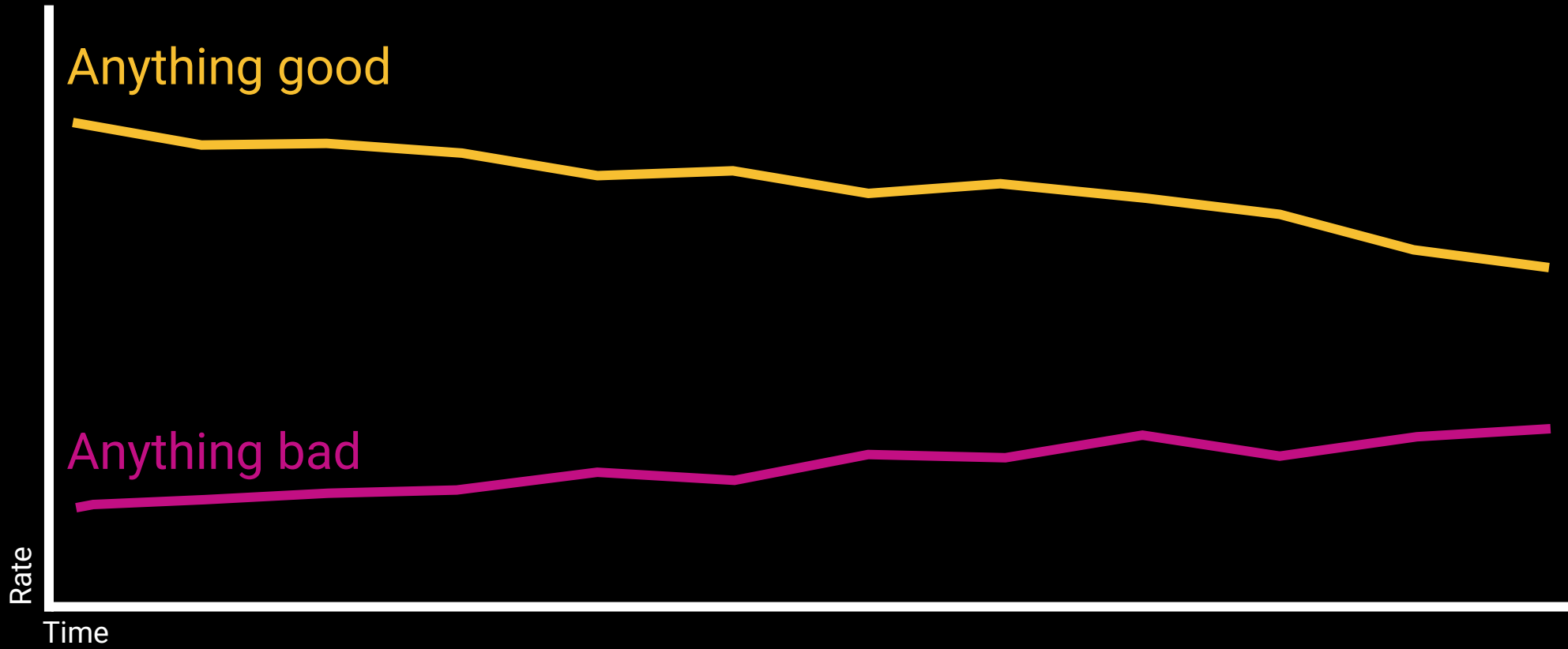
---

Brian Labus, PhD, MPH, REHS

Associate Professor, UNLV School of  
Public Health

NVax Founder/Director

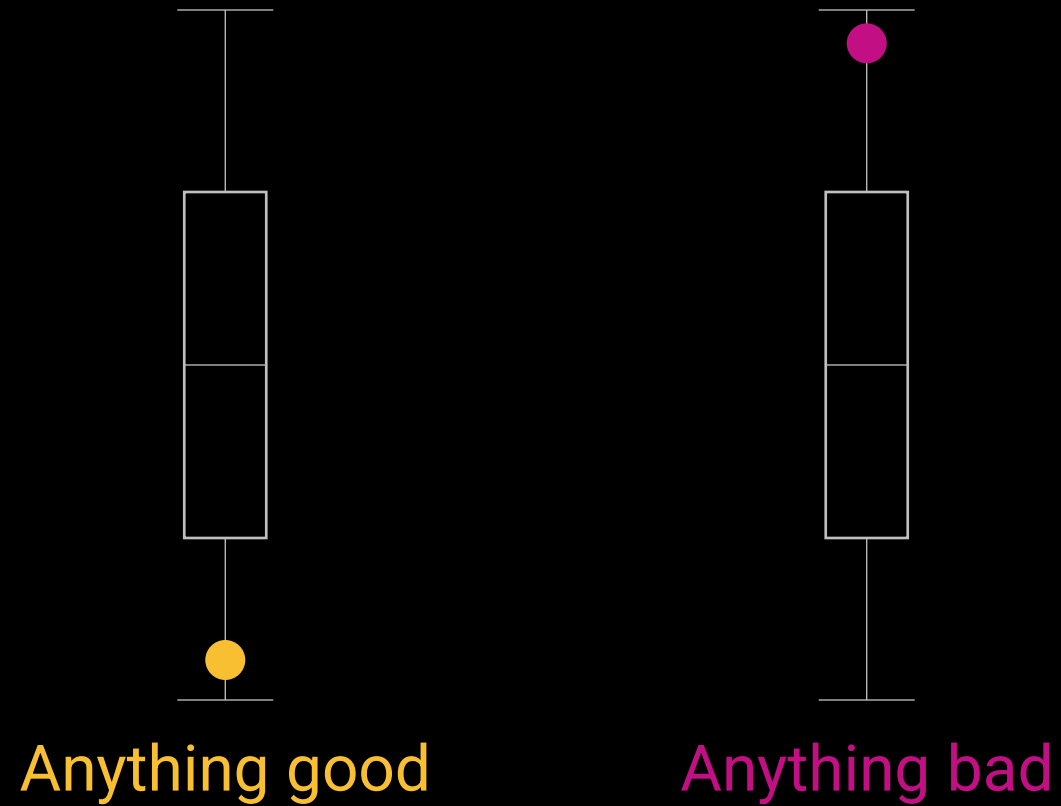
# Vaccination trends in Nevada



Source: pretty much every report about our state

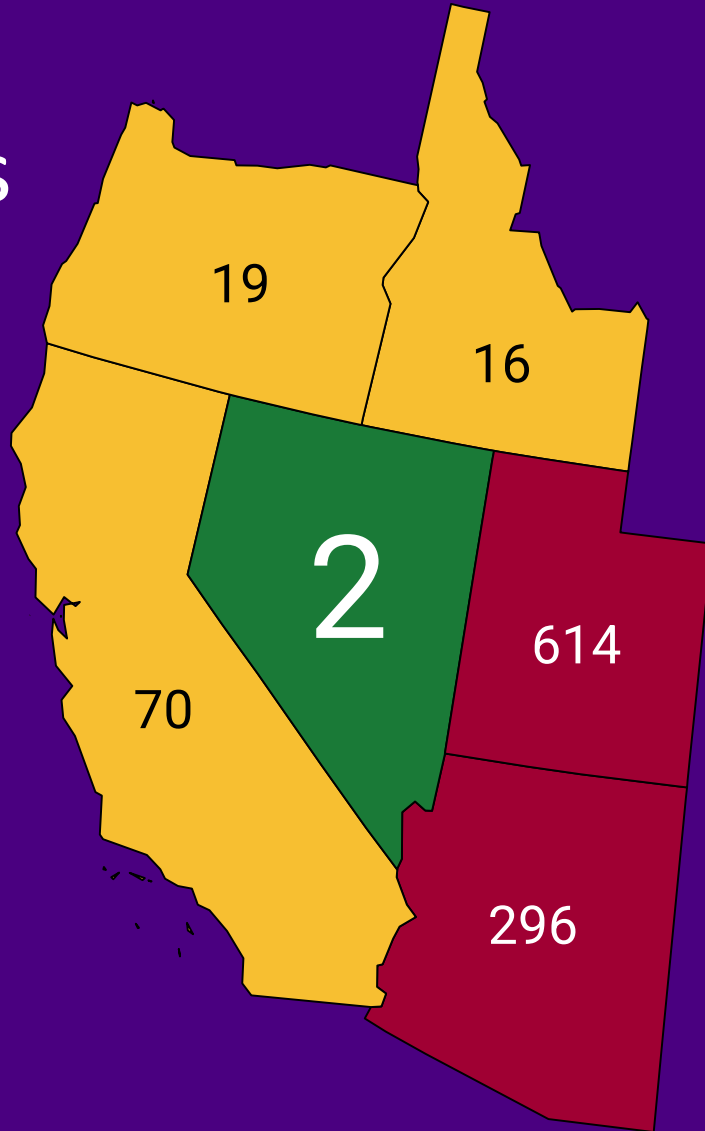


# Nevada compared to the US

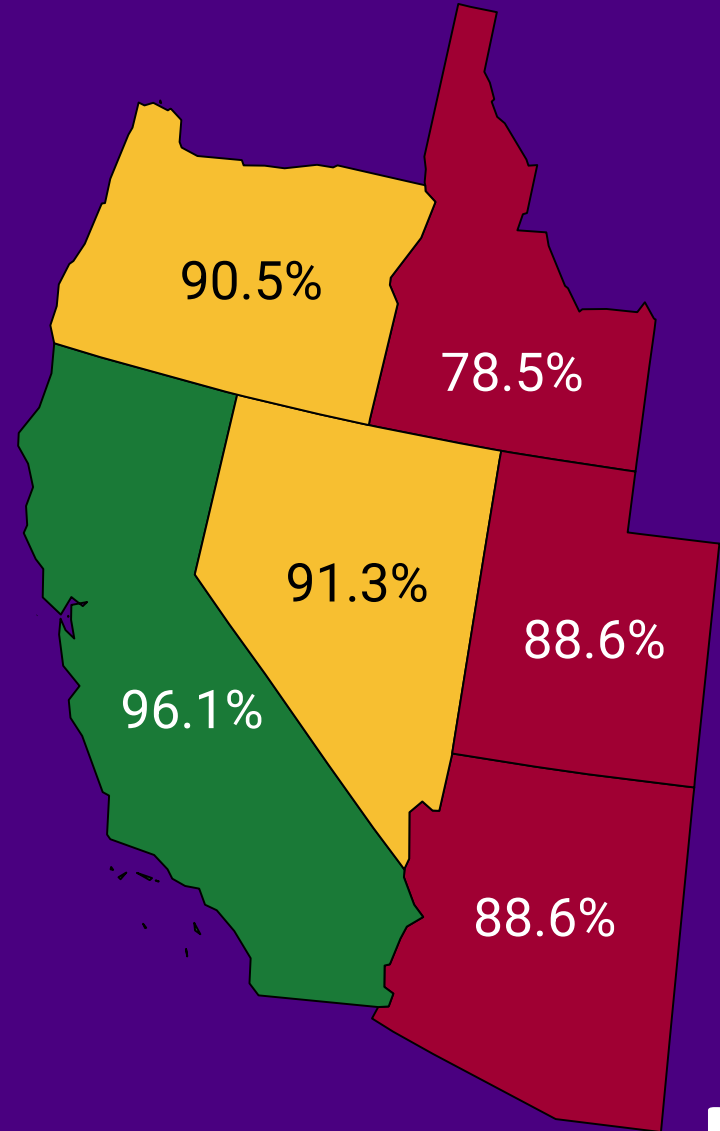


# Western US measles 2025-2026

Cases



Percent vaccinated



Nevada ranks

35<sup>th</sup>

For the combined 7-series\* at  
35 months

\* Includes: DTaP (4), Polio (3), MMR (1) Hep B (3), Hib (3), Varicella (1) Pneumococcal (4)

Nevada ranks

36<sup>th</sup>

for the Hep B birth dose

# NV Hep B birth dose trends, 2023-2025

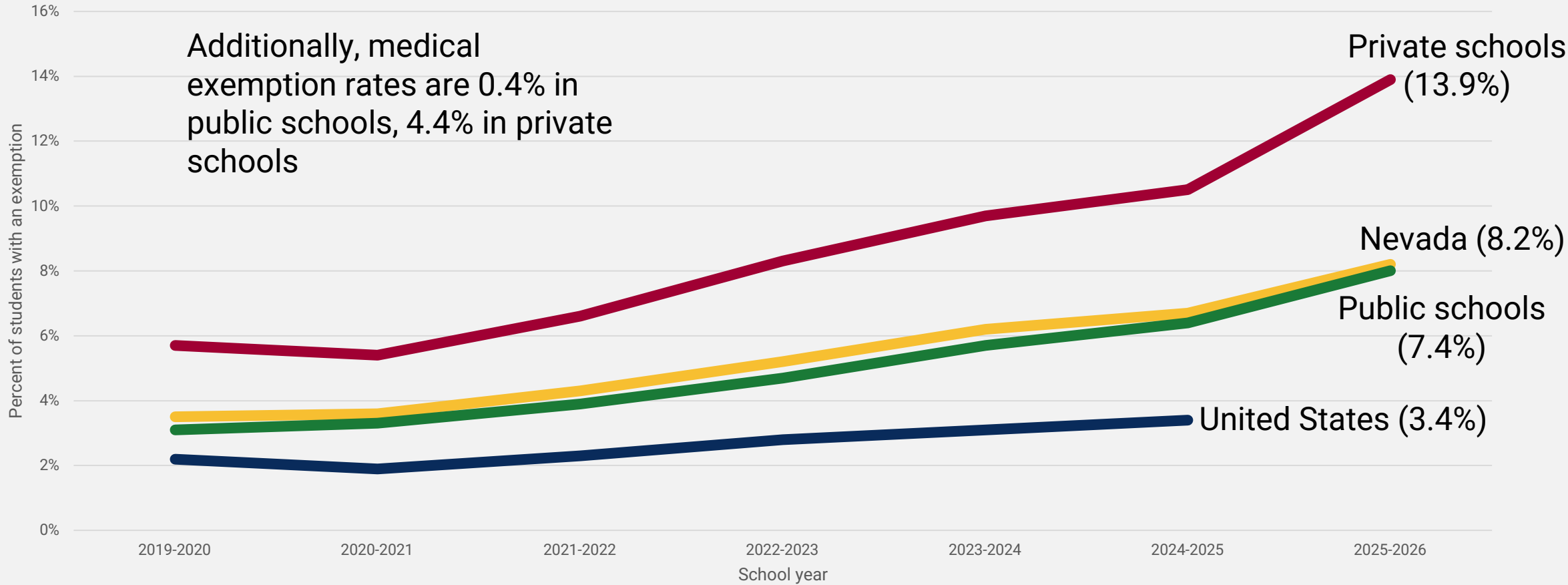
<b>Year</b>	<b>Yes</b>	<b>No</b>	<b>Unknown</b>
2023	80.3%	17.7%	2.0%
2024	78.0%	22.0%	2.2%
2025	70.6%	29.4%	0.9%

Nevada ranks

40<sup>th</sup>

for  $\geq 4$  doses of DTaP at 35  
months

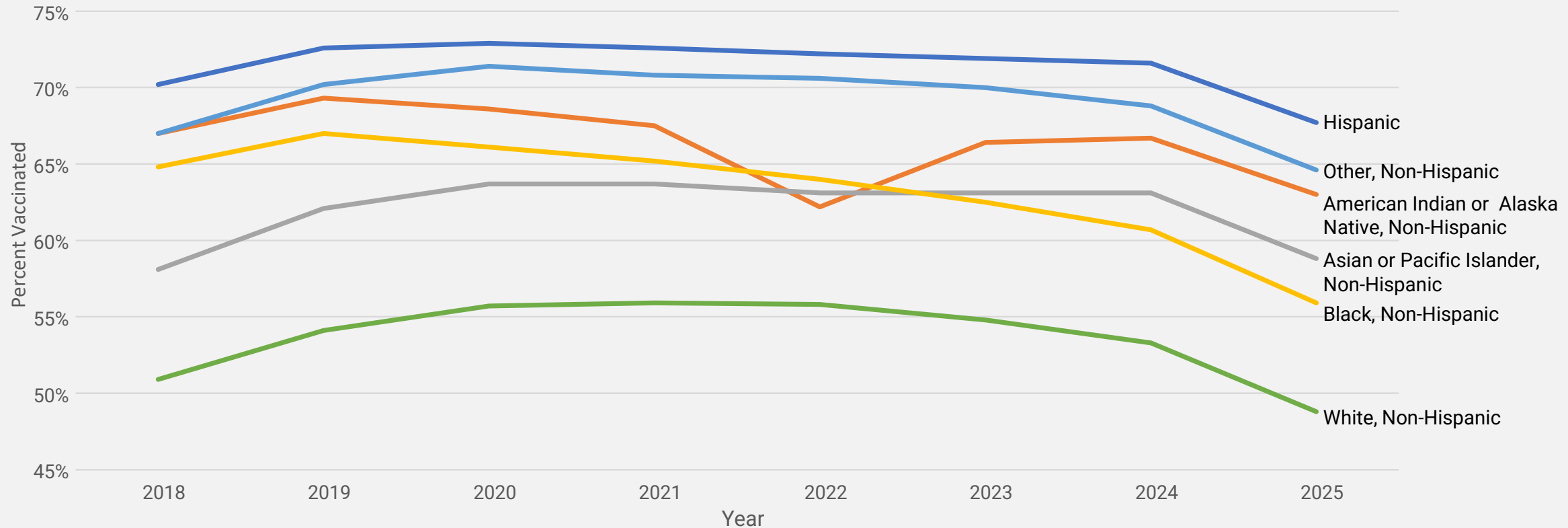
# Vaccine religious exemption rates



Source: Vickie Ives (NDPBH) presentation to the Nevada Interim Health Committee 3/31/2026



# Nevada 13-17 year-old HPV vaccination



Nevada ranks

49<sup>th</sup>

for adult influenza vaccination  
this season

# Adult flu vaccination rate by county

Year	Carson City	Churchill	Clark	Douglas	Elko	Esmerelda	Eureka	Humboldt	Lander	Lincoln	Lyon	Mineral	Nye	Pershing	Storey	Washoe	White Pine
2018-2019	36%	30%	19%	32%	22%	11%	13%	27%	27%	18%	30%	35%	22%	20%	26%	33%	14%
2019-2020	37%	32%	21%	34%	23%	12%	17%	28%	31%	20%	31%	36%	24%	21%	27%	35%	18%
2020-2021	39%	32%	23%	36%	22%	8%	17%	24%	27%	19%	31%	31%	23%	26%	30%	36%	19%
2021-2022	33%	23%	20%	29%	16%	8%	11%	18%	21%	13%	25%	23%	21%	15%	23%	31%	15%
2022-2023	32%	25%	20%	29%	14%	7%	7%	17%	19%	13%	25%	23%	20%	14%	23%	30%	13%
2023-2024	30%	23%	18%	27%	12%	7%	8%	16%	17%	9%	23%	22%	18%	13%	21%	27%	10%
2024-2025	28%	22%	17%	25%	13%	6%	6%	13%	15%	11%	22%	20%	17%	12%	19%	26%	10%
2025-2026	25%	20%	15%	24%	12%	5%	9%	14%	16%	9%	20%	17%	14%	11%	18%	25%	10%

Source: Vickie Ives (NDPBH) presentation to the Nevada Interim Health Committee 3/31/2026



Introducing **NVax**  
NEVADA'S IMMUNIZATION COALITION



## Our mission


To improve Nevada's vaccination rates across the lifespan

A scenic landscape featuring a calm lake in the foreground, a rocky mountain slope on the left, and a dense forest of evergreen trees on the right. The sky is bright blue with large, fluffy white clouds. In the foreground, there is a field of vibrant yellow wildflowers. The text is overlaid on the image in two horizontal bars.

Our vision

No immune system left behind

What we will do



## Coordinate

---

We will facilitate communications among our members, host meetings, and help us to collectively move toward our common goal of getting every Nevadan vaccinated



## Educate

---

We will educate the public and healthcare providers with up-to-date, science-based information about vaccines





## Train

---

We will train healthcare providers to talk about and administer vaccines

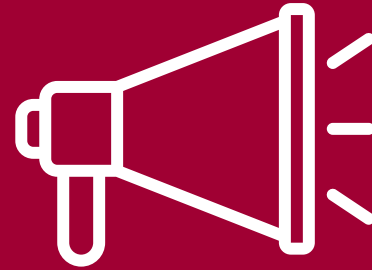


## Engage

---

We will sponsor and host events and meetings throughout Nevada to provide vaccines and bring our members together





## Advocate

---

We will advocate for science-based policies and laws to improve vaccination access and uptake



## Evaluate

---

We will collect, analyze, and interpret data to guide the decision-making and activities of our members





# NVax

NEVADA'S IMMUNIZATION COALITION

 [nvax@unlv.edu](mailto:nvax@unlv.edu)

 [nvax.org](http://nvax.org)

 [@nvax.coalition](https://www.instagram.com/nvax.coalition)

 [@nvax.coalition](https://www.facebook.com/nvax.coalition)

 [www.linkedin.com/company/nvax](https://www.linkedin.com/company/nvax)